






How to set up a seed swap station



Thank you for setting up a MHGN seedling swap station! It is a great way to ensure seedlings do not go to waste and supports the ever increasing network of home growers locally. A station helps to increase awareness within our community that we are growing and invites others to join in. Below are a few things to think about. Good luck!

-  Provide a publicly accessible space with labelled seed packets. Mark the space with the MHGN Swap Station poster.
-  All seedlings are free of charge. Anyone can bring, take or swap them. However you can collect for a registered local charity if you wish but you are responsible for that collection.
-  The station owner takes care of the seedlings while at the station.
-  If and when leftover seedlings are no longer viable, please compost them.
-  Send a Facebook message to one of the MHGN admins or email marlowhgn@gmail.com to have the station added to the map. Do indicate if the station is collecting for charity.



[facebook.com/MarlowHomeGrowersNetwork](https://www.facebook.com/MarlowHomeGrowersNetwork)